

Unigrass Zargen

»» unigrass

G*GRASS
The star in your cabinet



Unigrass drawer slide system


General information

Full and partial extensions plus railing system



Grass-Quality

High-quality products and the dedication of our highly skilled workforce in the areas of product development guarantees economic manufacturing processes and ensures decisive competitive advantages for our customers.



Parallel closing action

This is how it works: the drawer front does not rise for the first 20 mm. So projecting work surfaces, overlapping fronts and extremely small reveals will be no problem whatsoever.



Self-closing feature for regular extension

A simple law of physics guarantees maximum user-friendliness whatever the application. The closing action is all down to gravity. Thanks to a discreet 60 mm slope, the drawer closes all by itself. With just a gentle tap.



Unigrass drawer slide system

General information

Slide stop

The slide stop incorporated in the Unigrass range protects the front from direct impact when the drawer is closed. By integrating this buffer feature into the system itself, contact between the front and the side of the cabinet is avoided. As well as preventing loud noises when the drawer closes, this also significantly increases the life of the cabinet.



Double stop

Another proven technical detail ensures highly convenient handling. The double stop makes light work of cleaning and storage operations and prevents the drawer from falling out when extended.



Silent-glide

Silent-glide ensures that the drawer moves gently and effortlessly whatever the application. Silent-glide – that's a philosophy of movement which can be sensed, but not heard. Day in, day out.




7 lengths and 5 heights

You can do what you like. Unigrass Zargen always fit the bill – in length and in height. With a practical choice of five Zargen heights from 43 mm to 213 mm and seven lengths from 270 mm to 550 mm, you're sure to find the right solution to suit every customer requirement.









Certification

Excellence is evident in every aspect of the Zargen systems from Grass. The LGA test mark attests to the very best product quality. And certification to EN ISO 9001 means reliable and transparent work processes.



Unigrass drawer slide system

General installation

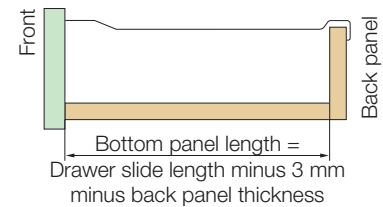
Deluxe		<p>Deluxe Recommended for kitchens with exclusive design: Grass Deluxe, the distinguished metallic-look drawer characterised by elegant style.</p>	<p>Height: 85 mm Color: Metallic RAL 9006 Length: 270, 350, 400, 440, 470, 510, 550 mm</p> <p>Installation: Page 6-8 Ord.-No. Page 10</p>
Classic		<p>Classic Grass Classic is the drawer for high-quality kitchens – to be found wherever high standards are the norm.</p>	<p>Height: 43, 85, 117, 149, 213 mm Color: Metallic RAL 9006, white RAL 9010 Length: 270, 350, 400, 440, 470, 510, 550 mm</p> <p>Installation: Page 6-8 Ord.-No. Page 9</p>
Eco		<p>Eco Grass-Eco, the ultimate cost-saving option.</p>	<p>Height: 85 mm Color: Metallic RAL 9006, white RAL 9010 Length: 270, 350, 400, 440, 470, 510, 550 mm</p> <p>Installation: Page 8 Ord.-No. Page 10</p>
Standard slides		<p>Standard slides To match the drawer system. Overlying mounting with front angle bracket.</p>	<p>Color: Metallic RAL 9006, white RAL 9010 Length: 270, 350, 400, 440, 470, 510, 550 mm</p> <p>Installation: Page 8 Ord.-No. Page 10</p>
Full extension		<p>Full extension For the Unigrass drawer systems and matching standard slides.</p>	<p>Color: Metallic RAL 9006, white RAL 9010 Length: 270, 350, 400, 440, 470, 510, 550 mm</p> <p>Installation: Page 11 Ord.-No. Page 10</p>
Railing system		<p>Railing system Suitable for the drawer system and matching standard slides.</p>	<p>Color: Metallic RAL 9006, white RAL 9010 Length: 270 mm - 1000 mm Type: Rectangle shape-, extruded railing- and pull-out railing system.</p> <p>Installation: Page 12-15 Ord.-No. Page 16</p>
Accessories		<p>Installation jigs and accessories</p>	<p>Hand insertion die, markers, drill, screws, spacer for cabinet member, removal stop, cabinet member brackets, ...</p> <p>Ord.-No. Page 17 - 19</p>

Unigrass drawer slide system

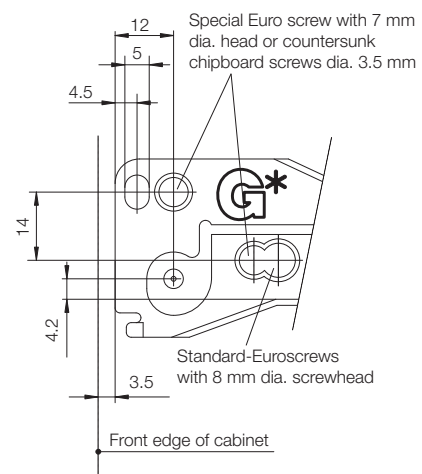
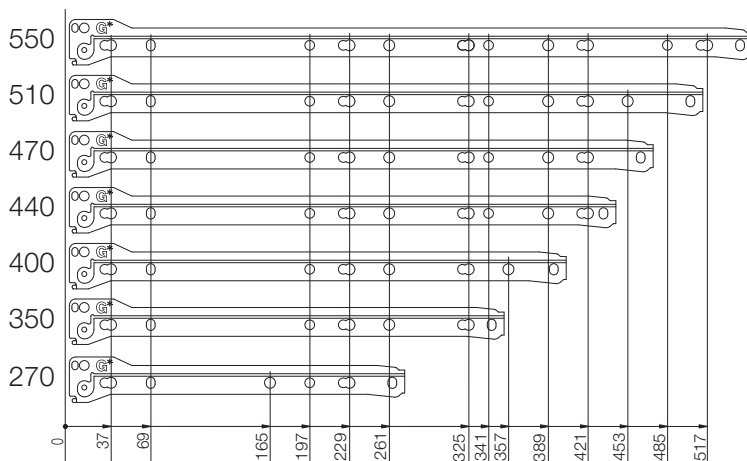
General installation

Assembly

Installation measurement 31 mm
 Tolerance adjustment ± 1 mm
 Bottom panel thickness min. 13 mm
 Cabinet member attachment:
 countersunk chipboard screw
 dia. 3.5 x 13 mm
 Euro screw dia. 6 x 13 mm



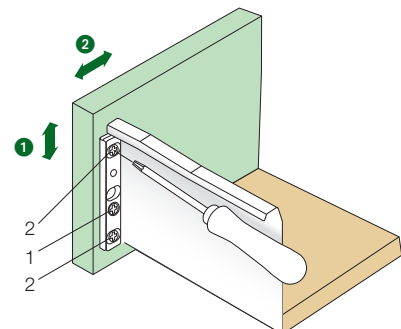
Unified drilling pattern



Front panel adjustment

If it is necessary to correct the drawer front after assembly, the slide allows for vertical and horizontal adjustment as well as angle correction.

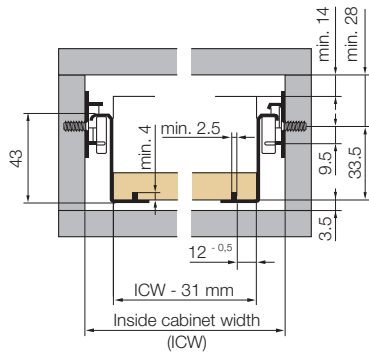
- 1 Height adjustment:** Loosen screws 2 slightly. Turn screw 1 for adjustment (± 2 mm). Tighten screws 2.
 - 2 Side adjustment:** Loosen screws 2 slightly. Adjust front to desired position (± 1.5 mm). Tighten screws 2.
- Angle correction:** Front panel can be adjusted 0.5° via railing clips.



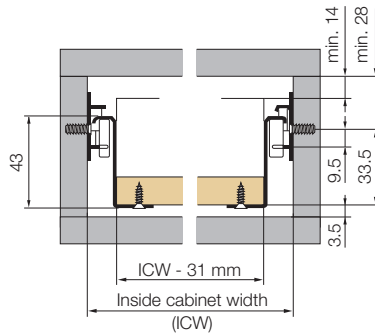
Unigrass mounting instruction

Installation measurement 6035 and 6036

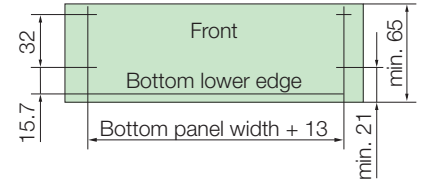
Automatic assembly 6035/D1 - height 43 mm



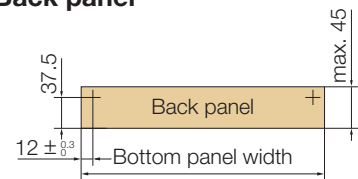
Screw-on-mounting 6035/D3 - height 43 mm



Front panel



Back panel

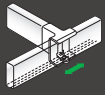


Ord.-No.

11895-08
11896-08
12849-08
12850-08

page 9-10

Railing



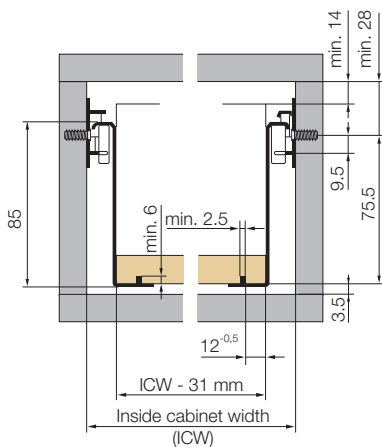
page 12-15

Accessories

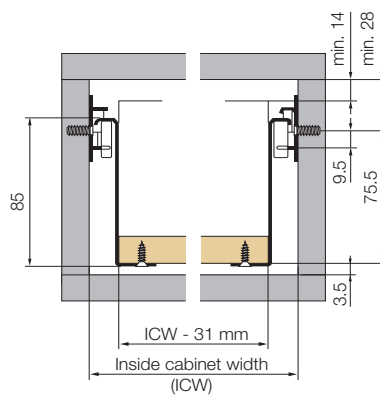


page 17-19

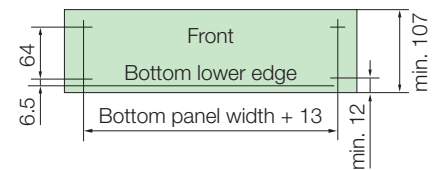
Automatic assembly 6036/D1 - 6036/D1-P1 height 85 mm



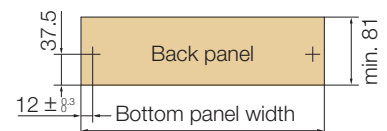
Screw-on-mounting 6036/D3 - 6036/D3-P1 height 85 mm



Front panel



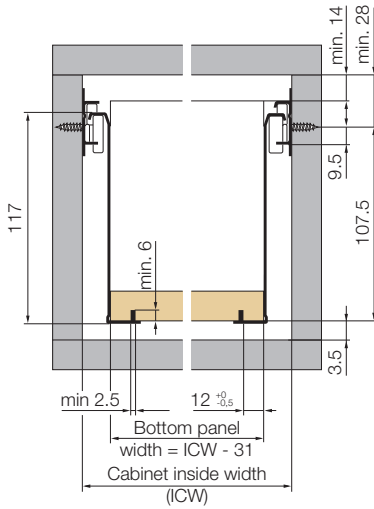
Back panel



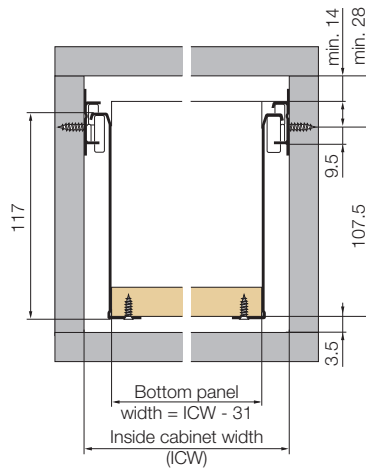
Unigrass mounting instruction

Installation measurement 6136 and 6236

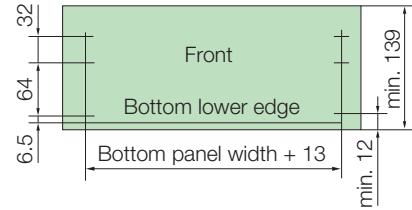
Automatic assembly 6136/D1 - height 117 mm



Screw-on-mounting 6136/D3 - height 117 mm



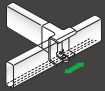
Front panel



Ord.-No.
11895-08
11896-08
12849-08
12850-08

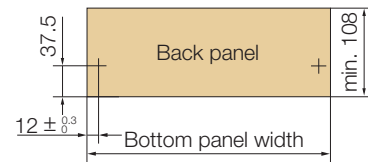
page 9

Railing



page 12-15

Back panel

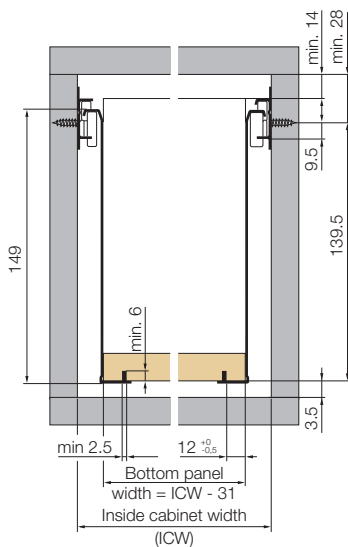


Accessories

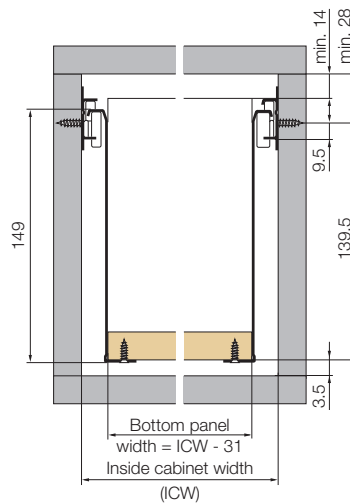


page 17-19

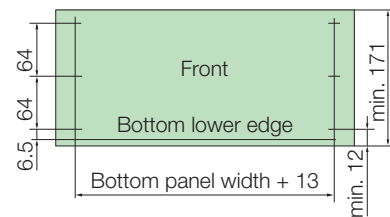
Automatic assembly 6236/D1 - height 149 mm



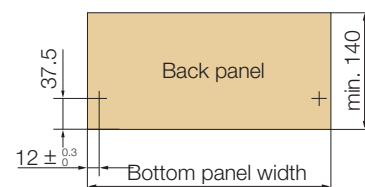
Screw-on-mounting 6236/D3 - height 149 mm



Front panel



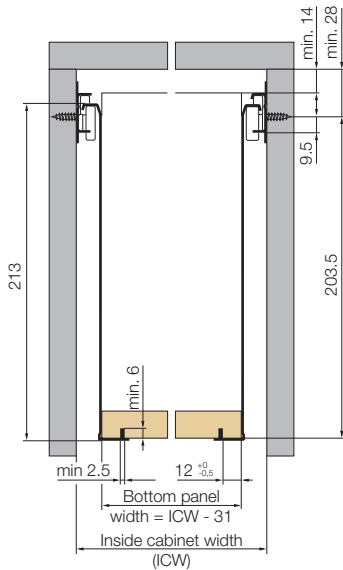
Back panel



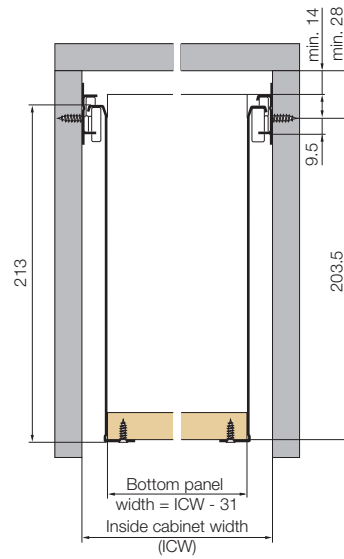
Unigrass mounting instruction

Installation measurement 6436, 6026 and 6034

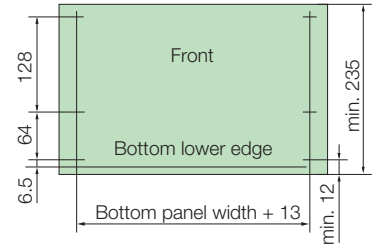
Automatic assembly 6436/D1 - height 213 mm



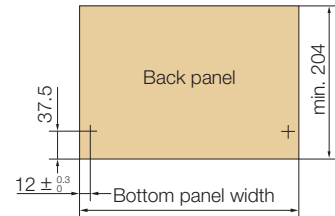
Screw-on-mounting 6436/D3 - height 213 mm



Front panel



Back panel

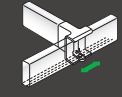


Ord.-No.

11895-08
11896-08
12849-08
12850-08

page 9-10

Railing



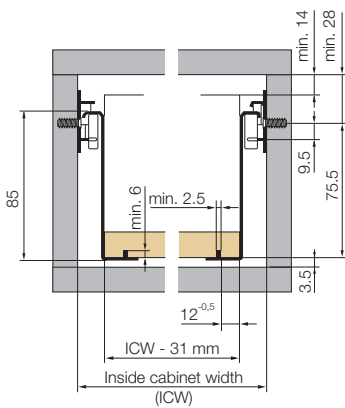
page 12-15

Accessories

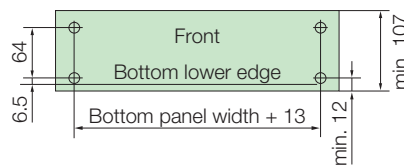


page 17-19

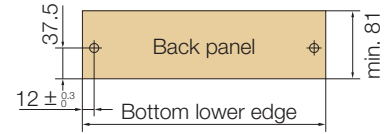
Automatic assembly 6026/E1 - height 85 mm



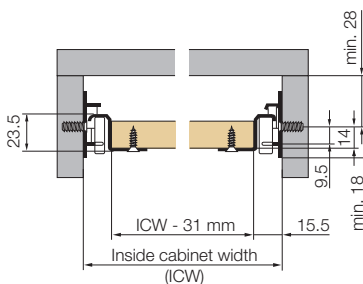
Front panel



Back panel



Screw-on-mounting 6034



Automatic assembly



metallic RAL 9006

white RAL 9010

Classic 6035/D1, height 43 mm

270 mm	23944-08	12119-08
350 mm	44107-08	12120-08
400 mm	46414-08	12121-08
440 mm	27871-08	12122-08
470 mm	62013-08	12123-08
510 mm	66286-08	12124-08
550 mm	26562-08	12125-08

PU 50 50

Classic 6036/D1, height 85 mm

270 mm	23943-08	23943-16	11895-08	11895-16
350 mm	38962-08	38962-16	11896-08	11896-16
400 mm	39313-08	39313-16	12849-08	12849-16
440 mm	25057-08	25057-16	12850-08	12850-16
470 mm	17585-08	17585-16	12851-08	12851-16
510 mm	39316-08	39316-15*	12852-08	12852-15*
550 mm	25289-08	25289-15*	11901-08	11901-15*

PU 50 300*/400 50 300*/400

Classic 6136/D1, height 117 mm

350 mm	66297-04*	22906-04
400 mm	66298-04*	22907-04
440 mm	66299-04*	22700-04
470 mm	66300-04*	22701-04
510 mm	66301-04*	22702-04
550 mm	66302-04*	22703-04

PU 1/10 1/10

Classic 6236/D1, height 149 mm

350 mm	66308-03*	22908-03
400 mm	40250-03*	22909-03
440 mm	53683-03*	22704-03
470 mm	40251-03*	22705-03
510 mm	66309-03*	22706-03
550 mm	49514-03*	22707-03

PU 1/5 1/5

Classic 6436/D1, height 213 mm

350 mm	66313-03*	
400 mm	66314-03*	22911-03
440 mm	66315-03*	22708-03
470 mm	48944-03*	22709-03
510 mm	66316-03*	22710-03
550 mm	49515-03*	22711-03

PU 1/5 1/5

Screw-on-mounting

metallic
RAL 9006

white
RAL 9010

Classic 6036/D3, height 43 mm

270 mm	66287-05	12111-05
350 mm	66288-05	12112-05
400 mm	66289-05	12113-05
440 mm	44106-05	12114-05
470 mm	10255-05	12115-05
510 mm	66290-05	12116-05
550 mm	48871-05	12117-05

PU 1/20 1/20

Classic 6036/D3, height 85 mm

270 mm	45190-04	11888-04
350 mm	45191-04	11889-04
400 mm	45192-04	11890-04
440 mm	45193-04	11891-04
470 mm	45194-04	11892-04
510 mm	45195-04	11893-04
550 mm	45196-04	11894-04

PU 1/10 1/10

Classic 6136/D3, height 117 mm

350 mm	51480-04*	22912-04
400 mm	51481-04*	22913-04
440 mm	66304-04*	22736-04
470 mm	53681-04*	22737-04
510 mm	66303-04*	22738-04
550 mm	66306-04*	22739-04

PU 1/10 1/10

Classic 6236/D3, height 149 mm

350 mm	44674-03*	22914-03
400 mm	51178-03*	22915-03
440 mm	59642-03*	22740-03
470 mm	59643-03*	22741-03
510 mm	66311-03*	22742-03
550 mm	49516-03*	22743-03

PU 1/5 1/5

Classic 6436/D3, height 213 mm


350 mm	66318-03*	
400 mm	66319-03*	22917-03
440 mm	66320-03*	22744-03
470 mm	66321-03*	22745-03
510 mm	66322-03*	22746-03
550 mm	49517-03*	22747-03

PU 1/5 1/5

* on request

Order Unigrass

Order-Number



metallic RAL 9006

Deluxe 6036/D1-P1 / 30 kg

270 mm	17424-08
350 mm	24352-08
400 mm	40226-08
440 mm	24353-08
470 mm	17425-08
510 mm	26504-08
550 mm	48521-08

PU 50



metallic
RAL 9006

white RAL 9010

Eco 6026/E1, height 85 mm / 20 kg

270 mm	09764-08	17766-08	17766-16
350 mm	28969-08	17767-08	17767-16
400 mm	09763-08	17768-08	17768-16
440 mm	23759-16**	11103-08	11103-16
470 mm	06456-16**	11128-08	11128-16
510 mm	66284-15*	17771-08	17771-16
550 mm	66285-15*	17772-08	17772-15*

VP 50/300*/400** 50 300*/400



metallic
RAL 9006

white RAL 9010

Captive drawer slides 6034

350 mm	58039-05
400 mm	55542-05
440 mm	55543-05
470 mm	55544-05
510 mm	55545-05
550 mm	57204-05

PU 20 20



metallic
RAL 9006

white RAL 9010

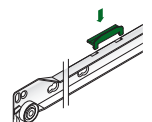
Full extension 6200 / 30 kg

270 mm	12549-04	12754-04
350 mm	12550-04	12755-04
400 mm	12551-04	12756-04
440 mm	12552-04	12757-04
470 mm	12553-04	12758-04
510 mm	12554-04	12759-04
550 mm	12555-04	12760-04

PU 10 10

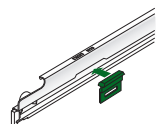
Spare guide clip for full extension

10 pieces 61440-38



VAZ-Stop 6200 for full extension

20 pieces 18528-39



Unigrass - Full Extension

Assembly instruction 6200

6200

for Grass 6034, 6035, 6036, 6136, 6236, 6436

Note

In the case of subsequent installation the cabinet member must be moved down by 32 mm to keep the same front position.

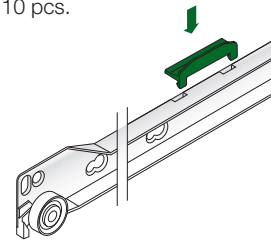
Assembly Guide Clip

1. Remove guide clip (on full extension member) and press on left-hand cabinet member.
2. Mount cabinet member of Grass slide system according to installation measurement.
3. Insert full extension member as for a drawer.
4. Then fit drawer, pull-out, shelf.

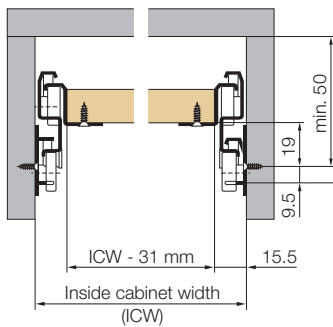
Spare Guide Clip

61440-38

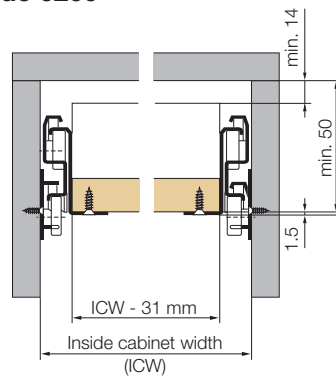
PU 10 pcs.



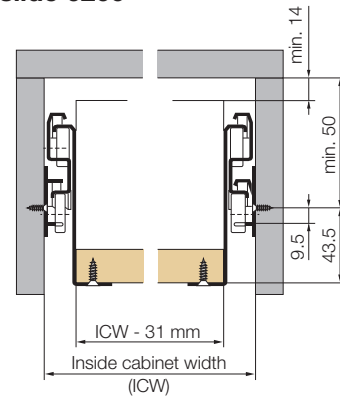
Installation measurements for 6034 with full extension slide 6200



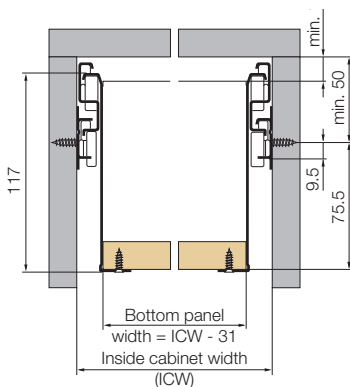
Installation measurements for 6035 with full extension slide 6200



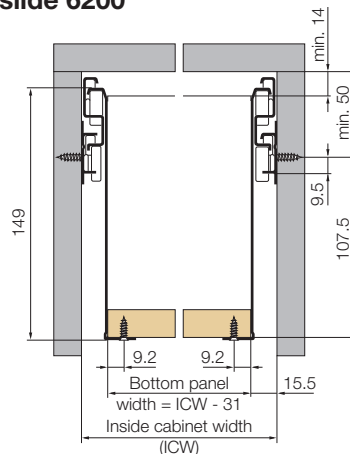
Installation measurements for 6036 with full extension slide 6200



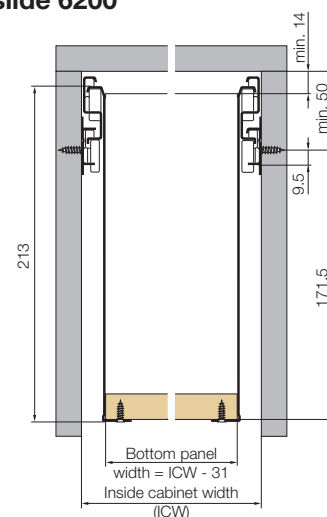
Installation measurements for 6136 with full extension slide 6200



Installation measurements for 6236 with full extension slide 6200



Installation measurements for 6436 with full extension slide 6200



Installation of the full extension lock

The full extension lock is retrofitted.

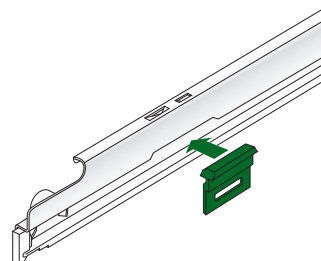
To fit, open the drawer and click the full extension lock into the recess provided (see Fig.).

The lock prevents the drawer from being pulled out too far.

VAZ- Stop Clip 6200

18528-39

PU 20 pcs.



Unigrass Railing System

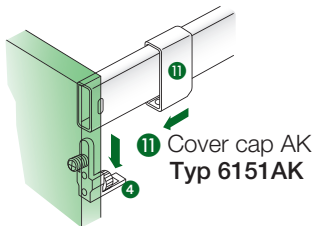
Assembly instruction

Plastic components for rectangle shape railing system

Press-in-mounting

Railing fastening on front panel with adjustment

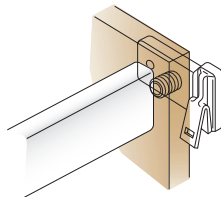
- 4 Angle correction clip
Type 6151/VHF 10



Press-in fastening bore dia. 10/12 deep

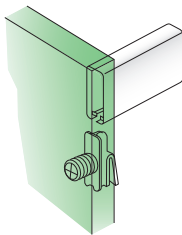
Railing fastening on back panel

- 5 Angle correction clip,
Type 6151/VHR 10



Railing fastening on front panel without adjustment

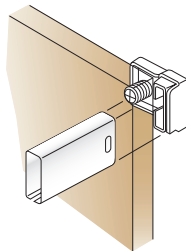
- 7 Front railing clip
Type 6150/HF 10



Press-in fastening bore dia. 10/12 deep

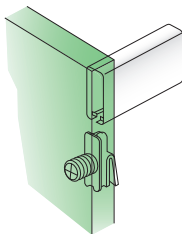
Railing fastening on back panel

- 8 Back railing clip
Type 6150/HR 10



Railing fastening on front panel without adjustment

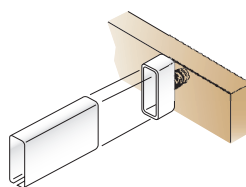
- 7 Front railing clip
Type 6150/HF 10



Press-in fastening bore dia. 10/12 deep

Railing fastening in drawer

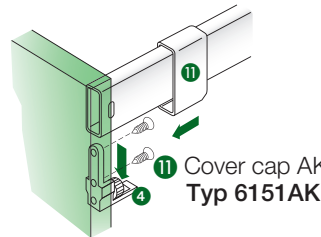
- 10 Railing clip
Type 6150/HRI 10



Screw-on-mounting

Railing fastening on front panel with adjustment

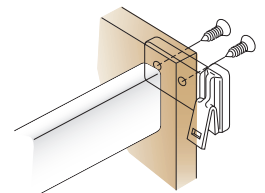
- 4 Angle correction clip
Type 6151/VHF 4.2



Screw-on fastening with Spax dia. 3.5 x 15

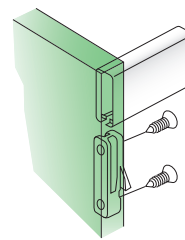
Railing fastening on back panel

- 5 Angle correction clip
Type 6151/VHR 4.2



Railing fastening on front panel without adjustment

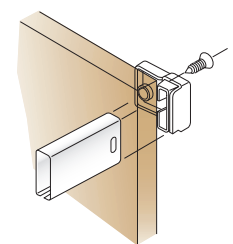
- 7 Front railing clip
Type 6150/HF 4.2



Screw-on fastening with Spax dia. 3.5 x 15

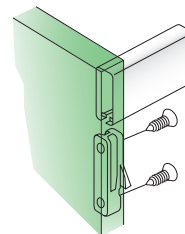
Railing fastening on back panel

- 8 Back railing clip
Type 6150/HR 4.2



Railing fastening on front panel without adjustment

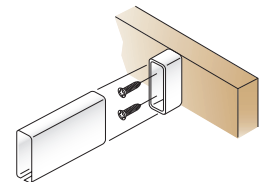
- 7 Front railing clip
Type 6150/HF 4.2



Screw-on fastening with Spax dia. 3.5 x 15

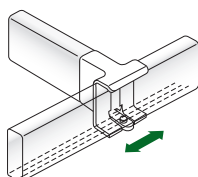
Railing fastening in drawer

- 10 Railing clip
Type 6150/HRI 4.2



Divider railing clip

- 12 Divider railing clip
Typ 6180/HU
for divider railing



Unigrass Railing System

Installation measurements for rectangle shape railing

Dowel mounting

Railing clip for insertion

Front and back panel

Type 6151/VHF 10	Typ 6151/VHR 10
Type 6150/HF 10	Typ 6150/HR 10
Type 6150/HF 10	Typ 6150/HRI 10



Railing fastening in drawer with Railing clip
Type 6150 HRI 10

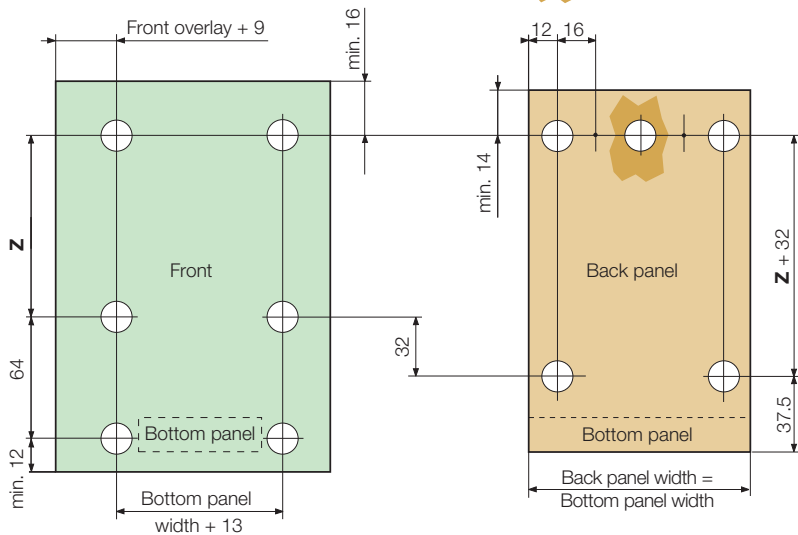


Chart for measurement Z

Zargen	measurement Z min.
6026 / 6036	64
6136	96
6236	128
6436	192

Drill holes dia. 10/12 deep in front and back panel for mechanical installation

Screw-on mounting

Chart for measurement Z (min. measurement)

System	6150 HF 4.2	6150 HR 4.2	6151VHF 4.2	6151VHR 4.2	6150 HRI 4.2
6026 / 6036	72	63	72	64	69
6136	104	95	104	96	101
6236	136	127	136	128	133
6436	200	191	200	160	197



Railing fastening in drawer with Railing clip
Type 6150 HRI 4.2

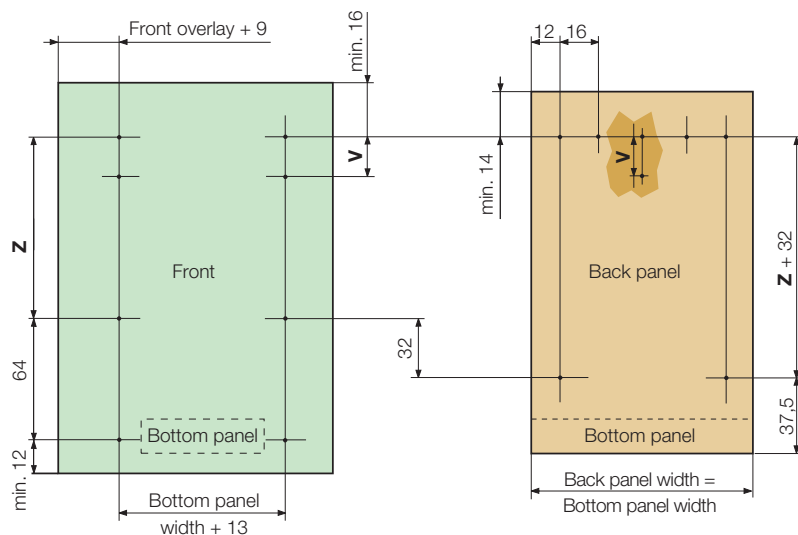


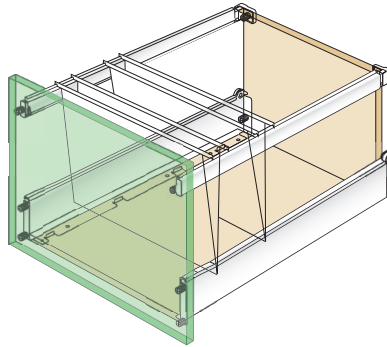

Chart for measurement V

Railing clip	Measurement V
6150/HF 4.2	32
6150/HRI 4.2	16
6151/VHF 4.2	20

Unigrass Railing System

Installation measurements for extruded railing

Extruded railing for filing cabinets system Type 6110/B-Rel



Technical information

Extruded railings are designed for cabinets with an outer measurement of 400 mm and a side panel thickness of 16 mm. Hanging files size DIN A4 can be used (DIN 821).

Color: metallic or white. Cut to desired length using hand or table saw.

length of adapter = Drawer length
- back panel thickness - 4,5 mm
Produced length
railing = 1100 mm

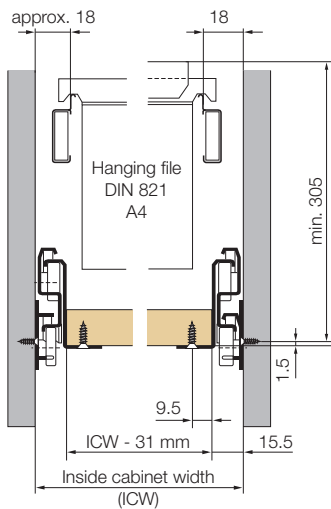
13 Extruded railing 6110/B-Rel 1100

RAL 9006	10095-05
RAL 9010	99062-05

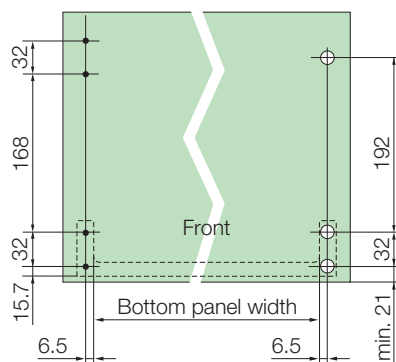
PU 20

Installation measurements for extruded railing, system Type 6110/B-Rel

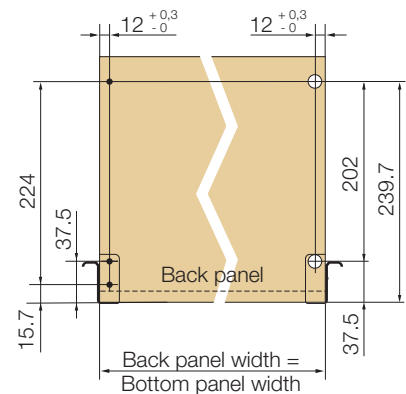
with Grass 6035 (full extension)



Fastening position for front panel, system 6035

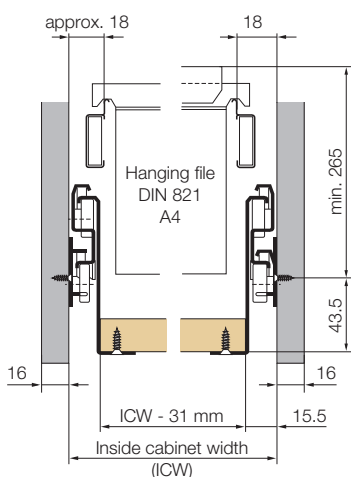


Fastening position for back panel, system 6035

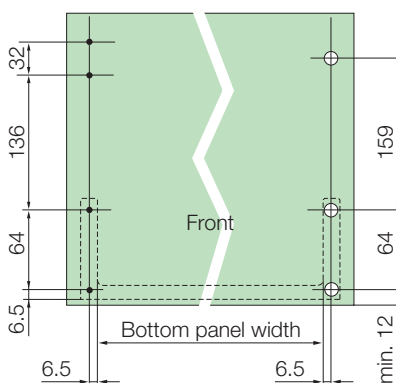


Installation measurements for extruded railing, system Type 6110/B-Rel

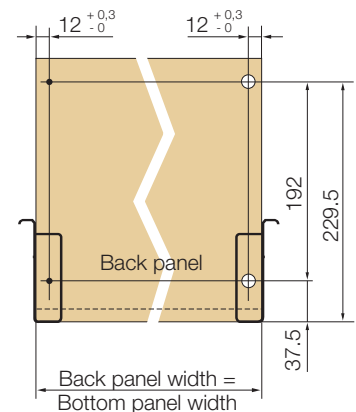
with Grass 6036 (full extension)



Fastening position for front panel, system 6036



Fastening position for back panel, system 6036



Unigrass Railing System

Installation measurements for the pull-out railing

Pull-out railing system for Unigrass 6034

Ordering example:

for the first level

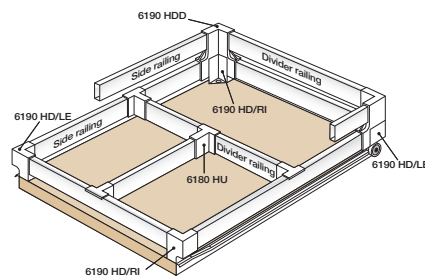
- 2 x Corner brackets type 6190 HD/left
- 2 x Corner brackets type 6190 HD/right
- 2 x Side railings type 6100
- 2 x Divider railings type 6100

for divider and side railing

- 4 x Divider railing clip type 6180 HU
- 1 x Side railing type 6100
- 1 x Divider railing type 6100

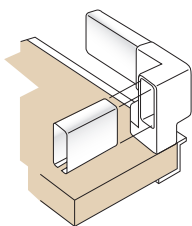
for the second level

- 4 x Corner brackets type 6190 HDD
- 2 x Side railings type 6100
- 2 x Divider railings type 6100



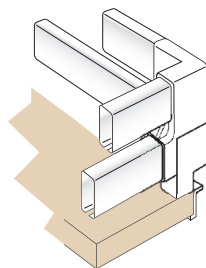
Railing fastening on shelf

- 15 Corner bracket for shelf railing, type 6190 HD/l. and type 6190 HD/r.



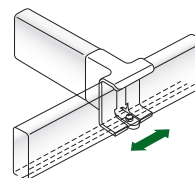
Railing fastening on shelf (stacking)

- 13 Double corner bracket type 6190 HDD

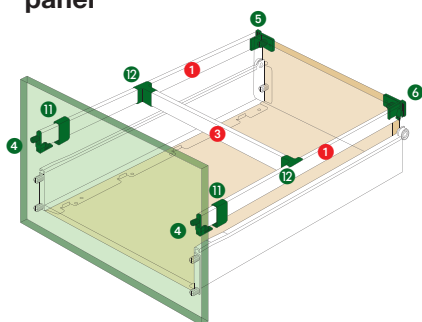


Railing division

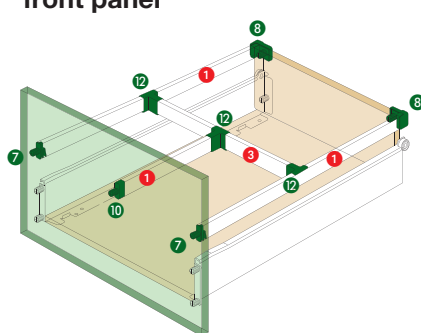
- 12 Divider railing clip for divider railing type 6180/HU



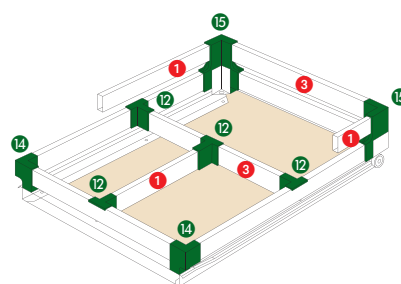
Rectangle shape railing system with tilt adjustment of the front panel



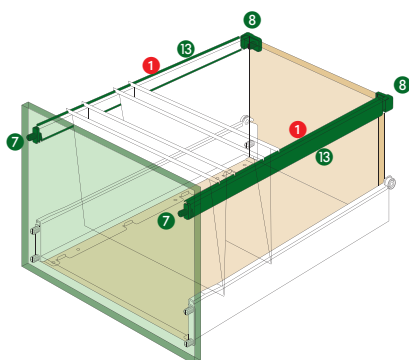
Rectangle shape railing system without tilt adjustment of the front panel



Pull-out railing system



Extruded railing system



Order Unigrass

Order-Number

metallic RAL 9006

white RAL 9010

1 Side railing 6100/S-Rel

270 / 265	06688-05		96849-05	
350 / 345	06701-05	06701-09	98128-05	98128-09
400 / 395	90006-05	90006-09	96773-05	96773-09
440 / 435	06707-05	06707-09	96774-05	96774-09
470 / 465	06763-05	06763-09	96775-05	96775-09
510 / 505	06912-05	06912-09	96776-05	96776-09
550 / 545	06914-05		97210-05	

PU 20 100 20 100

3 Divider railing 6100/Q-Rel (with 16-19 mm sides)

275 / 206	06918-05	98826-05
300 / 231	06956-05	96742-05
350 / 281	06962-05	90774-05
400 / 331	07037-05	96838-05
450 / 381	07047-05	96744-05
500 / 431	07177-05	96840-05
550 / 481	07726-05	96841-05
600 / 531	07865-05	96842-05
1000	07915-05	96783-05

PU 20 20

metallic

white RAL 9010

metallic

white RAL 9010

4 Front railing clip 6151 VHF (neutral)

Press-in	55356-39	55356-42
Screw-on	55357-39	55357-42

11 Cover cap 6151 AK

38516-39	38516-42	55341-39	55341-42
----------	----------	----------	----------

5 Back railing clip 6151 VHR - left

Press-in	38517-42	55352-42
Screw-on	38519-39	55364-39

6 Back railing clip 6151 VHR - right

38518-42	55359-42
38520-39	55365-39

7 Front railing clip 6150 HF

Press-in	96360-39	96360-42
Screw-on	38505-39	38505-42
	98829-39	

8 Back railing clip 6150 HR

38507-39	38507-42	96719-42
38509-39	38509-42	96769-39

9 Front railing clip 7600/Rel-ET (neutral)

Press-in	27195-39	27195-42
Screw-on	27196-39	27196-42

10 Railing clip 6150 HRI

	97478-39
38513-39	38513-42
	97480-39

12 Divider railing clip 6180 HU

38521-39	38521-42	96770-39	96770-42
----------	----------	----------	----------

13 Extruded railing 6110/B-Rel 1100

10095-05	99062-05
----------	----------

14 Corner bracket 6190/HD

left	38523-39	38523-42	96771-39
right	38527-39	38527-42	96772-39

15 Corner bracket 6190/HDD

38529-39	90476-39
----------	----------

PU 20 100 20 100 20 100 20 100

Unigrass installation jigs

Hand insertion die, markers, cabinet marking, ...

Hand insertion die Type 6151/VHF 4.2

for front railing bracket with tilt adjustment



6151/VHF 4.2 Front railing clip

Insertion die	92595
---------------	-------

Markers Type 6036/D3

The marker is used to mark dowel bore holes precisely on the front panel, which is used to fasten the Grass Nova and Unigrass drawer slides.



6036/D3 Markers

Unigrass 6036 D3	91154
------------------	-------

Cabinet marking guide 6036

The Grass marking guide accurately positions the cabinet member.



6036 Marking guide

Marking guide	36455
---------------	-------

3.5 mm dia. pilot drill

The Grass pilot drill is used to predrill the bore holes for the 3.5 mm diameter Spax screws.



Pilot drill

Pilot drill	35692
Replacement drill bit	90561

5 mm dia. drill bit with stop ring for Euro screw bores

to predrill holes when using Euro screws



Drill bit

Drill bit for Euro screws	92594
---------------------------	-------

Grass screwdriver

Grass screwdriver is used for hinges and drawer slides (Pozidrive #2)



Screwdriver

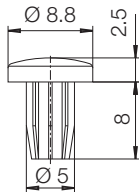
Grass screwdriver	10256-00
-------------------	----------

Unigrass installation jigs

Front buffer, euro screws, spacer for cabinet member, ...

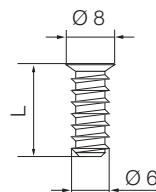
Front buffer

Silent closing of the door due to soft buffer material. Suitable for automatic feeding devices.



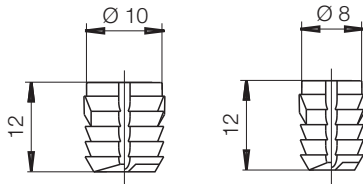
Euro screws

Steel, nickel-plated, for use with 5 mm diameter predrilled bore hole systems (Pozidrive #2)



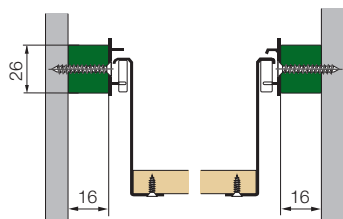
Type	PU	Ord-No.
Front buffer	1000 pcs.	44351-45
Front buffer	10000 pcs.	44351-63
Euro 6 x 8.5	1000 pcs.	89301-45
Euro 6 x 11.5	1000 pcs.	83544-45
Euro 6 x 13	1000 pcs.	83545-45
Euro 6 x 14.5	1000 pcs.	83546-45
Euro 6 x 17	1000 pcs.	87107-45
Euro 6 x 22	1000 pcs.	87108-45
Dia. 10 x 12	1000 pcs.	05853-58
Dia. 8 x 12	1000 pcs.	04885-32

Dowel



Spacer for cabinet member Type 6026/6036

Spacer 16 mm for Unigrass



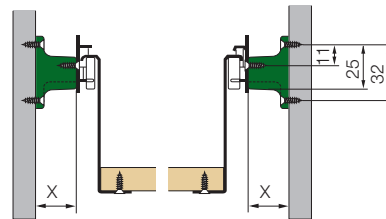
6026/6036 Spacer

50 pieces

43472-41

Spacers for cabinet members Type 6195/HAK

For inset drawers and doors which protrude into the cabinet.



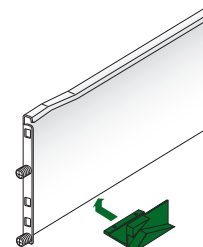
6195 Spacer / RAL 9010

20 pieces / 25 mm

86478-39

Anti-tilt locking bracket type 6000/KST for reciprocal closing

Used with Unigrass system Deluxe, Classic, Eco (with the exception of 6035), RAL 9010 white



6000 locking bracket / RAL 9010

50 pieces

18288-41

Removal stop for Zargen slides Type 6000/AHS

The prevents any accidental falling out of drawers and pull-outs.



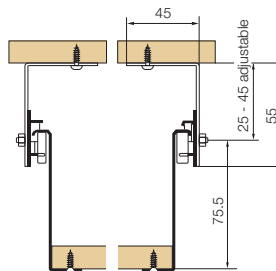
6000 Removal stop / RAL 9010

50 pieces

11779-41

Cabinet member brackets Type 6196/HWK

The bracket is used to attach the cabinet member of the drawer slide if no side panel is available.



6196 Cabinet member bracket

50 pieces RAL 9010

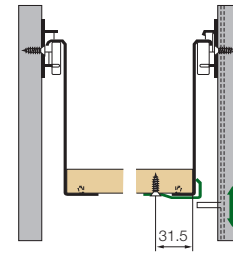
87463-08

50 pieces nickel-plated

86873-08

Central locking device Type 6199/HWV

For all commercial central locking devices that have 7 mm diameter locking pins.



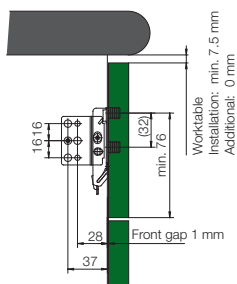
6199 Central locking device

50 pieces

88123-08

Blind panel connector Type 7600

- Install and remove panels without tools



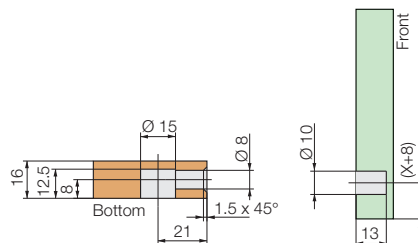
7600 Blind panel connector

50 pair

27739-08

Grass bottom panel fixing connectors Type 7600

- Front and bottom connectors for wide drawers
- Used with Nova and Unigrass



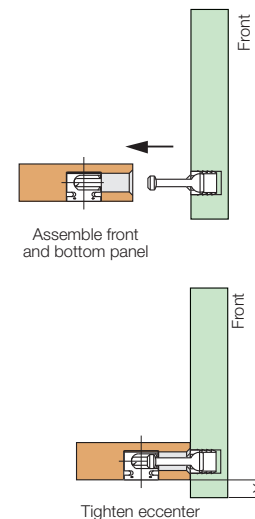
7600 Front-bottom panel connector

10 pieces

26744-38

100 pieces

26744-09





The star in your cabinet

Grass GmbH
Furniture Fittings
Grass Platz 1
6973 Höchst
Austria
Tel. +43 / 55 78 / 701-0
Fax +43 / 55 78 / 701-59

www.grass.at, info@grass.at